

PANDORA 700

An exciting new development based on the highly successful Van de Stadt designed Pandora International. Boasting the same fast sailing, seakindly hull but with a modified stern featuring a retroussé transom and a skeg mounted rudder. A new multi purpose interior layout with a slide-away galley, a comfortable dining table all in fully lined luxury complete a great value-for-money yacht.



PANDORA 700

She's a great all rounder—able to take on the best of them racing round the cans yet with all the right features for carefree cruising. Just right for relaxing family weekends and holidays.

Performance. Trim in the sheets and at once you'll know this boat is something special. She is finger light on the helm and very responsive. The modern high aspect ratio rig is nicely balanced and enables you to point high and foot fast to windward. Off the wind it's a breeze. She's stiff in a blow and fairly romps along. In Summer's light airs the low wetted surface ensures that she'll slip along when others have given up. There is a choice of keels—fin keel—twin bilge keels or centreplate so local conditions can be exactly suited.

On deck. There's non-slip everywhere you're likely to tread. There are sensible side decks and also grabrails and all round guardrails to keep you secure. The uncluttered foredeck is a delight to work on and the anchor well in the foredeck overcomes the problem of stowing the 'hook' out of the way. There is a convenient forehatch to make sail handling easy.

The self draining cockpit. This is huge. Two seven-foot long seats give all the space you'll ever need and they're built for comfort with contoured seats and high coamings. There is a large locker with a hinged lid for the outboard motor and all the big gear. At the aft end of the cockpit is the outboard motor well. It's a neat and very effective feature that gives you all the convenience of an inboard motor without all the problems. Manoeuvrability is excellent as the skeg mounted rudder is immediately behind the 'prop'.

The interior. Slide back the main hatch and it's a woman's world. There is a cleverly devised sliding galley with a sink, two-burner gimballed cooker, and crockery stowage


with a lift up work top making a big, well organised unit. The removable table with chart stowage beneath can be used for a comfortable dining table when fitted in the middle of the main saloon or as a chart table when stowed on the galley. When not in use the galley complete with the table stows neatly at the foot of the port berth beneath the cockpit seat. In the roomy forecabin is the toilet which is discreetly divided off. There is a large locker under the cockpit sole, stowage under all four bunks and plenty of shelves to stow your gear. There is even a special place for wine bottles. The whole of the cabin is attractively lined, and the air gap works wonders against condensation. There is also a very efficient 'Dorade' type vent built into the cabin top.

The interior is richly finished in oiled teak and for added old time craftsmanship you can have our handsome turned teak fiddles to the shelves.

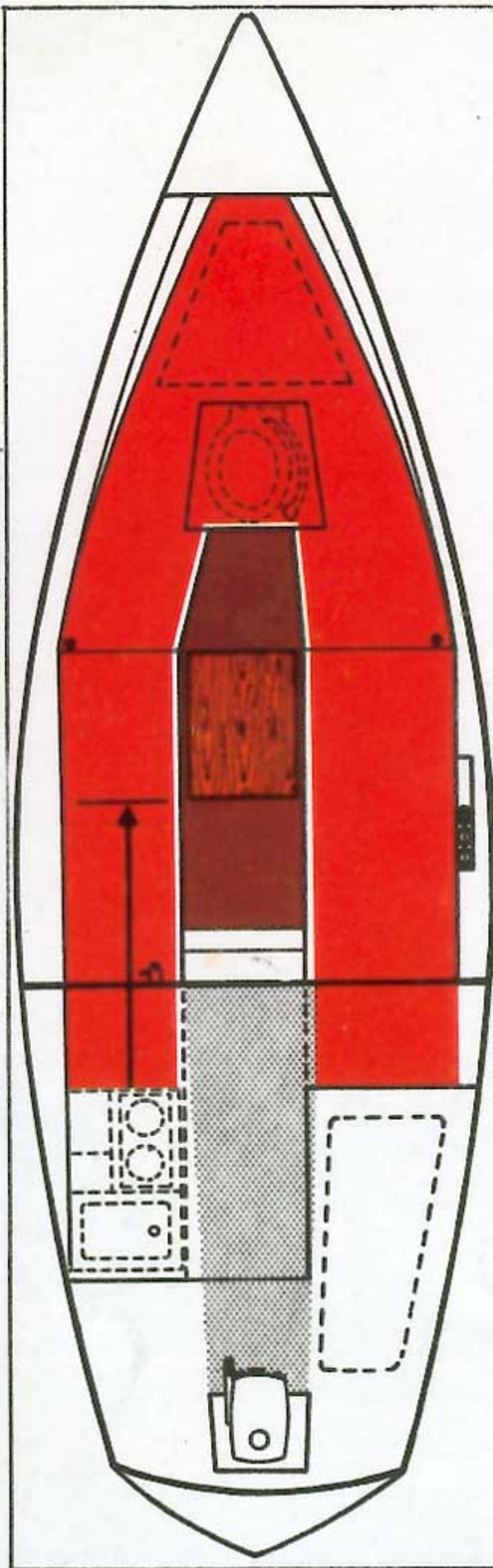

You'll feel that the Pandora 700 is light and airy yet warm and inviting with carefully chosen colours and fabrics. The optional luxury nylon covers to the four berth cushions, the carpet and curtains add the final touch of 'home from home'.

The materials. The G.R.P. we mould ourselves (Rydgeway Group is one of the largest moulders and are leaders in G.R.P. technology). The spars are anodised aluminium, the sails and sheets are terylene, the rigging and fittings are in stainless steel, chromed bronze and nylon. The solid wood is in Burma teak which only needs the occasional wipe over with oil, and if you give the hull and deck a polish twice a season your boat will keep like new. We like to claim that with a Pandora 700 you're making an investment.

Naturally you will want to see one. We have appointed agents in all parts of the country. They have been chosen for their knowledge and enthusiasm for sailing and will be pleased to give a demonstration.

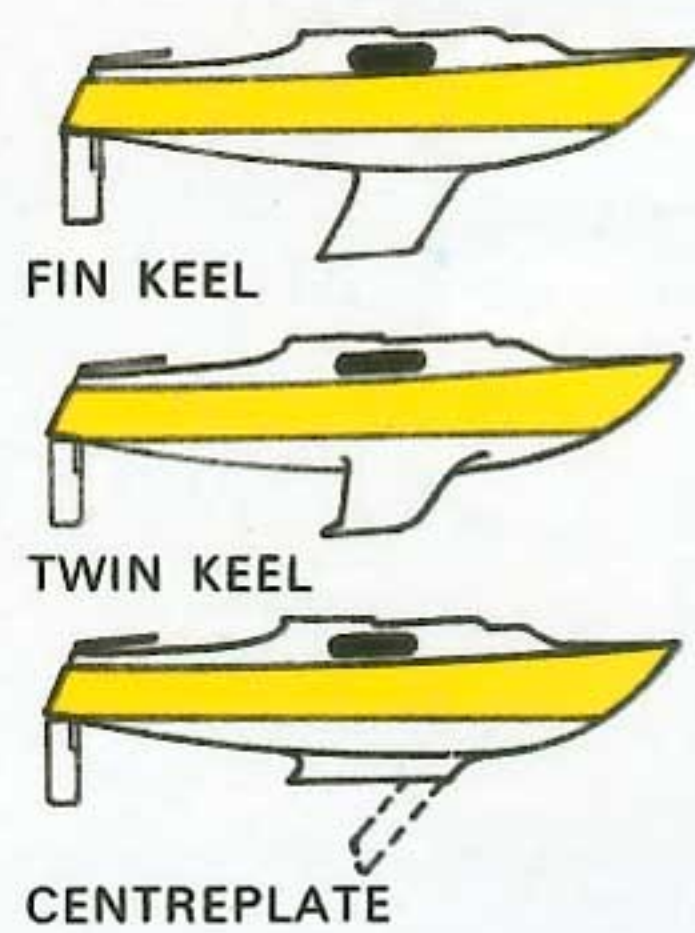






DIMENSIONS

L.O.A.	7.01 m	23' 0"
L.W.L.	5.71 m	18' 9"
Beam	2.10 m	6' 11"
Draft: Fin	1.17 m	3' 10"
Twin Bilge Keel	0.84 m	2' 9"
Centreplate	0.65 m/1.37 m	2' 0"/4' 6"
Ballast	445 kg	980 lb
4 berths	2.0 m	6' 6"
Mainsail	7.85 m ²	84 sq. ft.
Genoa	15.95 m ²	172 sq. ft.
No. 1 Jib	11.63 m ²	125 sq. ft.
No. 2 Jib	7.88 m ²	85 sq. ft.
Storm Jib	4.20 m ²	45 sq. ft.
Spinnaker	33.10 m ²	356 sq. ft.



PANDORA 700



rydgeway marine limited

Church Road, Kessingland, near Lowestoft, Suffolk, NR33 7SH. England.
 Telephone (0502) 740292 Telex 975364

Illustrations may show items of optional extra equipment. As always, please refer to the complete specification for details of the standard and optional equipment available.